



# HOCKING COUNTY ENGINEER'S

## 2015 ANNUAL REPORT

*WILLIAM R. SHAW, P.E., P.S.*  
*HOCKING COUNTY ENGINEER*



\*\*\*\*\*

### TO THE CITIZENS OF HOCKING COUNTY:

This annual report is again prepared to report to the Hocking County Commissioners the status of our local roads and bridges as required by the Ohio Revised Code, and to keep the public informed on how we use your limited tax dollars on road and bridge construction and maintenance.

Unfortunately, our stagnant revenues continued in 2015. Despite our revenue shortfalls, we were still able to pave over 20 miles of our roadways, but only with the help of grants and loans, while replacing three bridges and installing several large concrete box culverts. Borrowing money to maintain our pavements is not a wise practice; however, the alternative is the return to gravel roadways of the past.

We continued a 20 plus year program of aid to our 11 townships and two villages in the amount of \$149,500.

Although I've never ended a year completely satisfied that all goals have been met, many improvements to our county road and bridge systems were made in 2015. I look forward to the challenges 2016 will bring.

I would like to thank all employees, all township, village, and city officials, and the County Commissioners for their cooperation over the past year.

This department will continue to manage your tax dollars as efficiently as possible while constantly exploring better ways to do what we must to prepare Hocking County's road and bridge systems for future generations.

I encourage anyone to contact me with any questions regarding the information in this report or any of our operations in general. I am always interested in your thoughts, opinions, and ideas.

William R. Shaw, P.E., P.S.  
Hocking County Engineer

Phone: 740-385-8543

Email: [bshaw8@frontier.com](mailto:bshaw8@frontier.com)

Website: [www.hockingcountyengineer.com](http://www.hockingcountyengineer.com)

## OUR MISSION STATEMENT

The job of County Engineer encompasses a vast array of functions and responsibilities.

However, I believe that our primary mission is to do the most that we possibly can to improve our county road and bridge system, to construct and maintain a network of arterial highways into and through Hocking County, while also preserving the natural beauty Hocking County has to offer.



Although it is often overlooked as a major influence, I firmly believe that an excellent county road system can significantly contribute to the expanding economy of Hocking County.

I believe that the condition of our county's highways can and will have an impact on our ever growing

tourism industry. Roads, which for years have been only farm-to-market or home-to-work routes, are now being traversed each year by thousands of tourists visiting the many shops and attractions our county offers.

This department and our employees are very dedicated to this goal, and I believe that the improvements made in past years and planned for the future are proof positive.



**COUNTY ENGINEER'S DEPARTMENT  
EMPLOYEES**

The experience and dedication of our small staff has certainly made up for the lack of numbers. Our office currently has only 17 employees, including 3 administrator/office, and 14 maintenance employees.

Additionally, Frank Nelson heads up the tax map office on a part-time basis. Also, Randy Keyes serves on a part-time basis as our Bridge Inspection Team Leader.

As revenues permit, a limited number of college students help us on a part-time basis during the summer months.

I am very proud of what our employees were able to accomplish in 2015.

Full time employees as of 12-21-15 were:

George Andrews	Brian Jones	Steve Mohler	Michael Ratliff
Troy Hoke	Jay Mahaffey	David Mosure	Maggi Berry Shaqra
Mark Huffman	Cheryl Mervis	Rich Nice	David Sheets
Craig Hull	Shane Meyer	Donavon Oliver	Jared Solt
			Steve Weis

\*\*\*\*\*

**TAX MAP AND DRAFTING DEPARTMENT**

The Hocking County Auditor's Tax Map and Drafting Department is located on the second floor of the courthouse. This department updates our road maps, assigns house numbers, and checks surveys and deed s for accuracy.

Staffed by Frank Nelson of the Hocking County Engineer's Department with Wesley Barber and Charles Worthington of the Hocking County Auditor's Department, this office updates the county tax maps on a regular basis. Their quality and accuracy are ranked among the best in the state.

The public can obtain the following items from this office at the cost of reproduction: tax maps, county road maps, Hocking County atlas, aerial photographs, topographical maps and house numbers.

Feel free to stop by at any time to see what information is available for your particular parcel.

A few statistics for 2015 from this office follows:

New House Numbers Issued	78
New Parcels	107
Instruments of Conveyance	666
Surveys Checked	102
New Subdivisions	1

## OUR OFFICE PUBLICATIONS




Our office has many types of maps available on CD at no cost. Paper copies can also be obtained for as little as 25 cents.

We also offer our 2012 Hocking County Highway Map on CD for \$50.00. A signed usage waiver is required.

Tax maps are located on the website: [www.co.hocking.oh.us/Maps/CountyMaps](http://www.co.hocking.oh.us/Maps/CountyMaps)

Other publications that our office provides for the public at no or minimal cost follows:

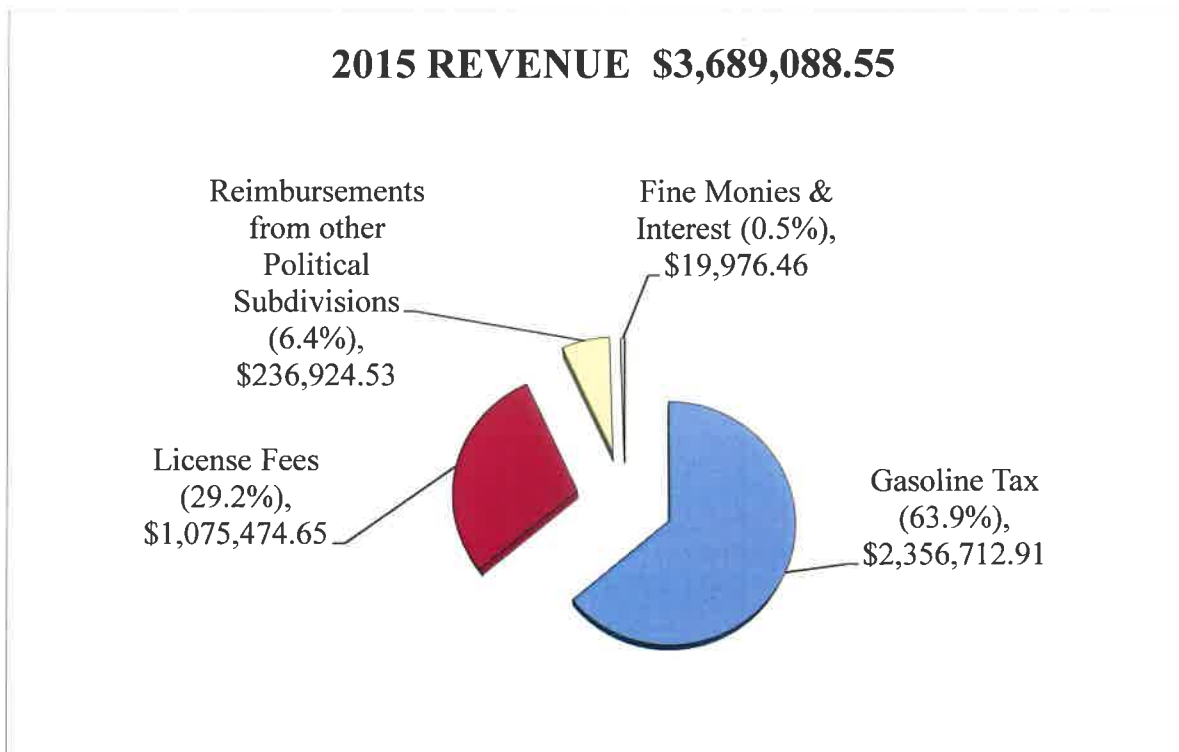
- ❖ Hocking County Highway Map – These maps show all public roads within the county as well as the city streets.
- ❖ Hocking County Road Atlas
- ❖ Hocking County Township Trustees and Fiscal Officers' Directory
- ❖ Hocking County Driveway and Roadside Pipe Policy
- ❖ Split Requirements Contact Sheet
- ❖ Deed and Survey Requirements



## 2015 REVENUE

Our revenue for 2015 was \$3,689,088.55. Proceeds from the state gasoline tax and vehicle license fees make up the majority of the revenues for the operation of the Hocking County Engineer's Office.

Our largest revenue source is the gasoline tax. Counties statewide receive approximately 4.4 cents of the state's 28-cent tax, with all 88 counties receiving an equal share. This helps small counties such as ours. We received \$2,356,712.91 in gas tax revenues in 2014.



The vehicle license fee is our second major source of revenue. Revenue is only received from those who register vehicles in Hocking County.

We received \$1,075,474.65 in 2015 from these vehicle registrations.

Reimbursements from other political subdivisions for services or materials received are included as revenue, which in 2015 amounted to \$236,924.53.

A certain amount of fine monies from the Hocking County Municipal and Juvenile Courts are received each year, amounting to \$17,222.14 in 2015, and interest received from cash on hand was \$2,754.32.

Not shown on either the revenue or expenditure pie charts are \$558,077.00 grant and loan funds which were paid directly to contractors by state or federal agencies.

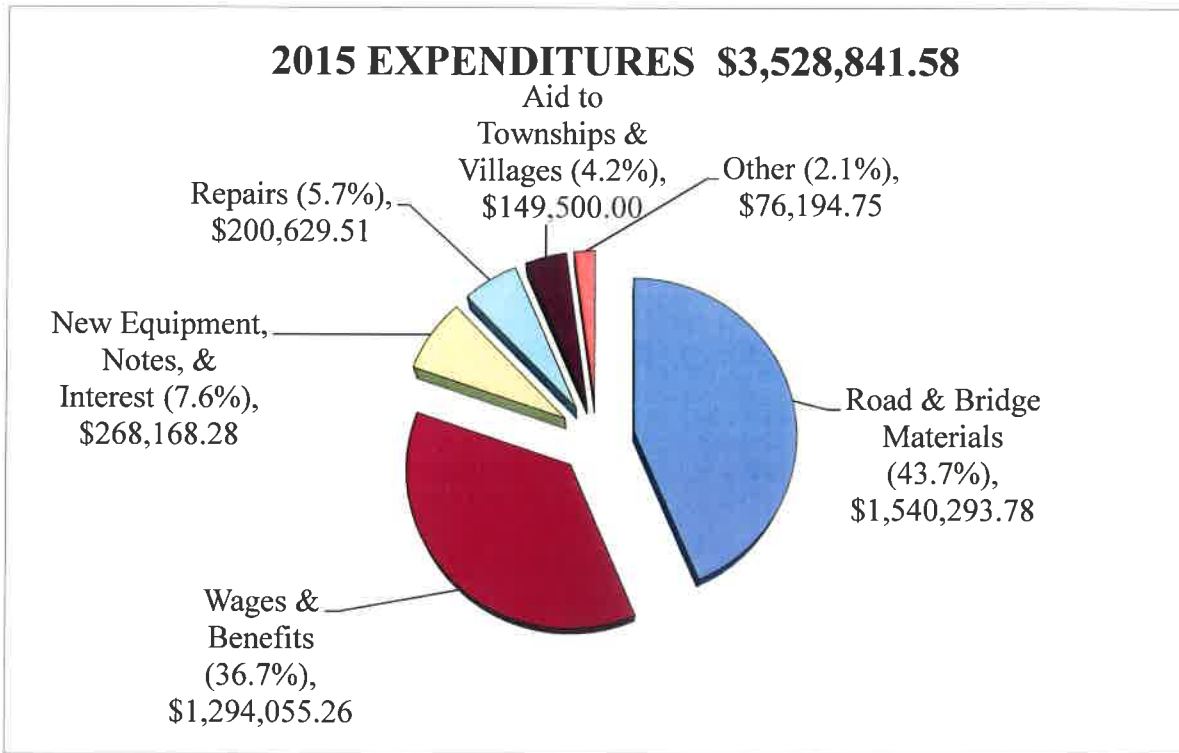
Contrary to popular belief, **NOT ONE PENNY OF ANY PROPERTY TAX OR SALES TAX YOU PAY GOES TO THE HOCKING COUNTY HIGHWAY DEPARTMENT TO BUILD AND MAINTAIN OUR COUNTY ROADS AND BRIDGES. I encourage you to review your property tax statement (lower left) to see where your property tax goes. You will not find the "County Highway Department" listed.**

## 2015 EXPENDITURES

Our total expenditures in 2015 were \$3,528,841.58. It is important to use as much of the budget as possible for road and bridge materials and contracts since these expenditures are for the material to actually build and maintain our roads and bridges.

Our 2015 expenditures continue to show a very good balance between labor costs and road and bridge materials purchased. The total labor and fringe benefits were \$1,294,055.26 and \$1,540,293.78 was spent for road and bridge materials.

We continued our policy of donating \$149,500 to our eleven Boards of Township Trustees and two (2) Villages.



Major road and bridge materials purchased in 2015 were:

* 15,021 tons of asphalt by Contract	\$973,913
1,995 tons rock salt	\$143,654
61,162 gals. of gasoline/fuel	\$139,153
12,050 tons of stone	\$212,097
7,688 feet of culvert pipe	\$131,590
1,225 yds. of concrete	\$119,733
4,572 tons grit for ice/snow control	\$32,191
92 tons cold/winter patch mix	\$9,854
511 new signs	\$699

\* Includes OPWC grant/loan funds paid directly to the contractor.

**REVENUES STAGNANT ---- COST OF DOING  
WORK CONTINUES TO INCREASE**

The costs of our basic functions, paving roads, building bridges, and ice and snow control have increased considerably over the years, while the revenues available to do this work has remained constant.

Consider the following table which lists the costs of performing our basic functions, comparing 2005 costs to 2015.

	<u>2005</u>	<u>2015</u>	<u>Percent Increase</u>
Cost of Asphalt (ton)	\$36.75	\$63.35	+72%
Cost of Concrete (yard)	\$74.50	\$112.00	+50%
Cost of Road Salt (ton)	\$35.48	\$72.00	+103%
One New Dump Truck, Equipped	\$69,935	\$122,209	+75%
Total Revenue Received	\$3,521,776	\$3,689,088	+5%

As can be seen in the table, over the past ten years, asphalt paving has increased 72%, the cost of concrete for bridge work has increased 50%, salt for snow and ice control has increased 103%, and the cost for a new equipped dump truck has increased 75%.

Meanwhile, total revenues received, from gasoline taxes and license fees, have increased less than 5% over this period.

We take great pride in how our county road and bridge system has improved over the past 30 plus years. However, with the cost of materials and equipment expected to continue to increase over the coming years, this system cannot be sustained.

It's important to remind the public that this department receives no revenue from the property taxes or sales taxes they pay, or from the Commissioners' County general fund.

Our dedicated revenue stream is the 28-cent state gasoline tax and basic license fees. As less gas is purchased due to vehicles becoming more efficient or less driving due to the high cost of gas, our gas tax revenues decrease.

Unlike most counties in Ohio, we have no "extra" permissive license fees in this county or additional levies or sales taxes to be used for road/bridge maintenance.

In addition to stagnant and decreasing revenues, our ability to maintain our county road and bridge system will be further burdened with the addition of nearly 2 miles of "old 33" assigned to us by the Ohio Department of Transportation from Haydenville to Nelsonville as a result of the completion of the Nelsonville bypass. While the obligation will add well over one half a million dollar liability, we expect to receive only around \$1800 per year in additional revenue, barely enough to plow and treat this roadway a couple of times during the winter, further impacting our ability to maintain and improve our overall system.

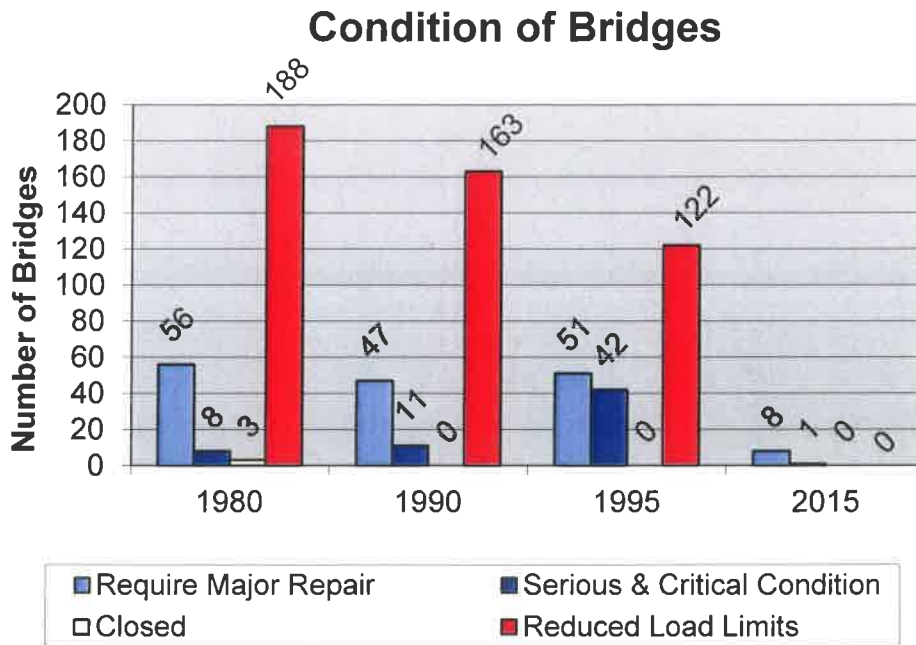
The Ohio legislature continues to look the other way. They have preached "do more with less" for far longer than I care to remember. Unfortunately, until the general public sees a noticeable decline in pavement condition or more bridge load limit restrictions and starts contacting legislators, nothing is about to change any time soon. **The public is likely to see both in the very near future without increased revenues!**

I urge everyone to contact State Representative Ron Hood, 77 S. High Street, Columbus, Ohio 43215-6111, and State Senator Troy Balderson, 1 Capitol Square, Columbus, Ohio 43215. Tell them there are other roads in this state besides state highways. Our county and township roadways need funding, too.



## 2015 BRIDGE PROJECTS

This department is responsible for 264 bridges on the County and Township highway systems. By using precast concrete units, our crews have been able to put a serious dent in the number of deficient bridges.



As can be seen on the table, in 1980, 188 bridges were posted with reduced load limits. Today there are “zero” bridges posted with reduced load limits.

Three (3) major bridges

were replaced by county crews in 2015, while another was precast for erection in 2016. Two (2) large concrete box culverts and numerous culverts were also replaced in 2015.

<u>ROAD</u>	<u>SIZE</u>	<u>COUNTY LABOR &amp; EQUIPMENT</u>	<u>COUNTY MATERIAL</u>	<u>CONTRACT</u>	<u>TOTAL COST</u>
Middlefork Rd.(#1)	24' x 50'	\$28,827	\$24,559	\$69,749	\$123,135
Ilesboro Rd.	24' x 48'	\$17,154	\$19,253	\$53,009	\$ 89,416
Middlefork Rd. (#2)	24' x 30'	\$34,041	\$86,571	----	\$120,612
Goat Run Honey Fork Rd. (concrete box culvert at Feathers Rd.)	8'x5'x48'	\$19,978	\$40,229	----	\$ 60,207
Goat Run Honey Fork Rd. (concrete box culvert at Cherry Ridge Rd.)	8'x5'x40'	\$15,916	\$38,701	----	\$ 54,617

Our bridge crew also installed 3,743 feet of various size polyethylene and concrete pipe.

You, the public, should be made aware that there are always efforts statewide to severely restrict the amount of bridge work county employees can do. I am a firm believer that our methods and abilities can continue to give Hocking County’s tax payers the biggest bang for their buck, able to build twice as many short span structures doing them “in house” as compared to contracting the work. I plan to fight these efforts to the max.

# 2015 Bridges and Culverts

CR #7, Middlefork Road  
Bridge #1



CR #272, Ilesboro Road



CR #7, Middlefork Road  
Bridge #2



Box Culvert on  
CR #12, Goat Run Honey Fork Road  
at Feathers Road



Box Culvert on  
CR #12, Goat Run Honey Fork Road  
at Cherry Ridge Road



## STATUS OF ROADS

Now that virtually all of our COUNTY road pavements are paved with hot mix asphalt, we are constantly seeking new preventative maintenance measures to extend the life of these pavements.

A total of 20.16 miles were paved in 2015. Nuko Paving, Inc. of Jackson, Ohio was the low bidder for both paving Projects #1 and #2. Project #1 consisted of paving 10.31 miles of Middlefork Road, Buena Vista Road (part), and Young Road at a cost of \$514,841.69. Project #2 was for 9.85 miles which included Goat Run Honey Fork Road and Walnut Dowler Road for a total of \$459,072.30.

County crews stabilized base failures, blade patched, strip sealed, and made drainage improvements to roads prior to paving and placed new stone berms on 40.32 lane miles of newly paved roads.

The Hocking County Engineer's Office also again aided the City of Logan with bidding documents and grant applications as in previous years.

\*\*\*\*\*

### HOT MIX PAVING

<u>ROAD</u>	<u>MILES</u>	<u>COST</u>
CR #7, Middlefork	8.25	\$411,973.23
CR #34, Buena Vista (part)	1.74	\$ 86,888.90
CR #133, Young	<u>.32</u>	<u>\$ 15,979.56</u>
	10.31	\$514,841.69
	Local Share	(\$264,342.69)
	OPWC Grant	(\$250,499.00)
CR #12, Goat Run Honey Fork	5.60	\$260,995.42
CR #44, Walnut Dowler	<u>4.25</u>	<u>\$198,076.88</u>
	9.85	\$459,072.30
	Local Share	(\$151,494.30)
	OPWC Grant	(\$300,000.00)
	OPWC Loan	(\$7,578.00)

**2015 PAVING by  
NUKO PAVING, INC.**



CR #12, Goat Run Honey Fork Road



CR #44, Walnut Dowler Road